

Instruction for C-Handle

[Product Name]

C-HANDLE

[Description]

C-Handle is a new designed grip attachment for Endodontic manual instruments, to simplify scouting the canals in the most distal teeth and in limited mouth opening, where accessibility is difficult.

[Characteristics]

- Compatible with Endodontic manual instruments (K files, C files).
- Easy and quick snap ring attachment.
- Long handle design allowing unobstructed visual access.
- Frosted design aiming for non-slippery and comfortable "pen-grasping" sense of touch.
- Distal end notch design and high internal conductivity allowing C-Handle to be used with Apex Locators.
- Autoclave sterilization to reduce cross-infection.

[Clinical uses]

- Compatible with C files in locating canal orifices.
- Glide path and scouting of the canals with improved filling movement.
- Simplified working length determination in the most distal teeth and limited mouth opening.
- Effective for recapitulation between files.

[Precautions]

- C-Handle is intended to be used by dentists only.
- Use C-Handle in accordance with the descriptions.
- It is the dentist responsibility to check the hand files prior to use.
- Ensure the file is well-engaged in the handle before filing action.

[Directions For Use]

1. Prior to the application of the product, thoroughly prepare and irrigate the root canal.
2. Attach an tip to the hub of the syringe, access to the root canal directly till the fulfill of the root canal.
3. Seal the orifice with zinc oxide eugenol.
4. After application, clean the outside of the syringe and remove any excess paste.












[Sterilization]

Autoclave the product before use; Irrigate with alcohol and dry up after each time using.

[Storage]

Store in a dry place under the room circumstance. Keep corrosion gas away.

Instruction for C-Handle

	Manufacturer		Date of manufacture
	Authorized Representative in the European Community		Use-by date
	Caution		Batch Number
	Sterilizable in a steam sterilizer (autoclave) at the specified temperature		Keep dry
	Consult instructions for use		Keep away from sunlight
	Manufacturer Logo		

[Registered Company] Shanghai Fanta Dental Materials Co., Ltd

[Registration Address] Room 1302, building 2, No. 6965, Guangming Puxing Road, Qingcun Town, Fengxian District, Shanghai, China

[Tel:] +021-64033133

[After-sales Service Company] Shanghai Fanta Dental Materials Co., Ltd

[Europe Authorised Representative Address] SUNGO Europe B.V.

Olympisch Stadion 24, 1076DE Amsterdam, Netherlands

Contact: Yana Zhang (Ms.)

[Tel:] +31 (0) 2021 11106

[Prepared Date for Instruction] 20200325